

Informative/Explanatory Writing Checklist: Grade 3


How is my Informative/Explanatory writing?

Did I write like a third grader?

YES! NO

Introduction


I introduced the topic clearly by explaining why the subject mattered or telling a surprising fact.



Organization

I grouped information into **paragraphs or parts**. Each part is mostly about one thing that connected to my big topic.

I used **illustrations** to help teach my readers.



Elaboration


I wrote **facts, definitions, and details** about my topic and explained them.



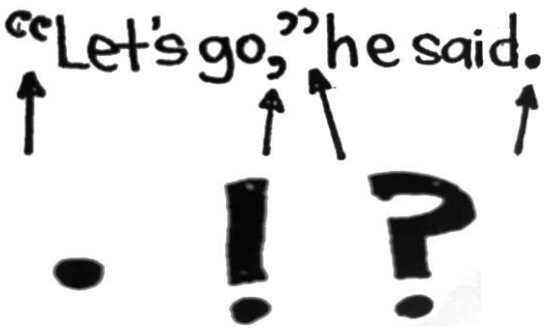


I used information from a **variety of sources**. I **cited** all the **sources and texts** that I used to support the facts and examples in my writing.



Transitions

I used words such as **also, another, and, more, or but**, to connect my ideas.



Did I write like a third grader?			YES!	NO
Conclusion	I wrote a conclusion at the end to wrap up my writing.		<input type="checkbox"/>	<input type="checkbox"/>
Task Focus	I re-read the prompt to make sure my writing met the task.		<input type="checkbox"/>	<input type="checkbox"/>
Punctuation	Before my final draft I checked for correct punctuation (capitalization, commas, quotations, etc.)		<input type="checkbox"/>	<input type="checkbox"/>
Grammar	I used words and phrases correctly to bring my writing to life.		<input type="checkbox"/>	<input type="checkbox"/>
Spelling	Before I wrote my final draft I checked to make sure all my words were spelled correctly or I used resources to help me spell words I wasn't sure about.		<input type="checkbox"/>	<input type="checkbox"/>